

Robust drainage for all surfaces

ACO DRAIN® Qmax Neo

ACO. we care for water

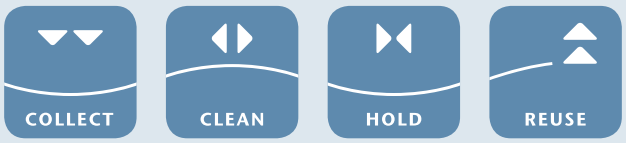

Your question – our answer:

ACO WaterCycle

The ACO WaterCycle supports you at every stage of drainage, rainwater management and treatment planning and creates the solutions for tomorrow's environmental conditions.

Where surface water management and water protection begins



COLLECT

ACO surface drainage
- Drainage channels
- Road and yard drains
- Gully tops
- Manhole covers

Achieving the right water quality



CLEAN

ACO cleaning systems
- Separators
- Sedimentation and filter systems

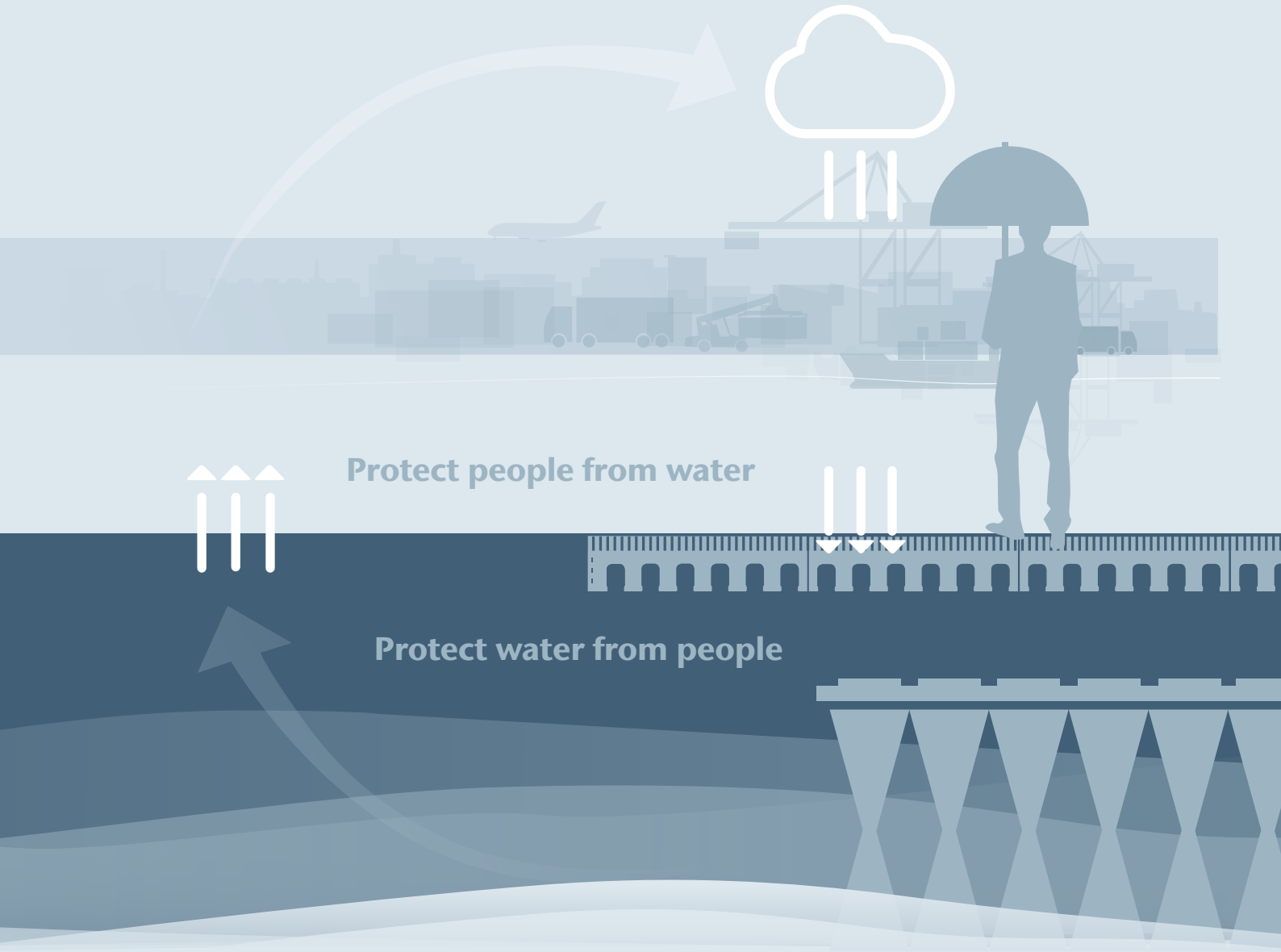

Reducing surface runoff to a natural level



HOLD

ACO retention and storage systems

- Emergency systems
- Infiltration and attenuation systems
- Surface water retention basin

Control discharge rate to the required level



REUSE

ACO control systems

- Flow control systems
- Pump shafts

High hydraulic capacity of the sealed slotted channel

The Qmax portfolio belongs to the group of slotted channels that are also offered with integrated seals and have a large hydraulic capacity. Different types of installation recommendations allow the channel to be installed in areas with different types of loads.

ACO Multiline

Polymer concrete channel body with integrated seal offered with large variety of gratings made of cast iron, stainless, galvanized steel or plastic



ACO Qmax®

High-capacity slot drainage made of plastic with integrated seal and option for water retention or attenuation



ACO PowerDrain

Polymer concrete channel body with integrated seal and cast iron frame for heavy duty applications

ACO Monoblock

Monolithic polymer concrete channels for ultimate durability











Note

Any more questions?
askACO – your local
ACO team is proud to offer
experience and service

www.aco.com/en/products-and-services/askaco

ACO. we care for water

ACO WaterCycle 02
ACO Group 06

ACO DRAIN® Qmax Family

Product advantages at a glance 08
Qmax Neo Channel Range 10
Solution for any easy installation 12
Applications 14
Transportation benefits 16
Multi applications with Qmax edge rails 18

Qmax Neo 300 Technical Data

Qmax Neo 300 channel with Q-Flow rail design 20
Qmax Neo 300 channel with Q-Guard rail design 22
Qmax Neo 300 channel with Q-Slot rail design 24

Qmax Neo 600 Technical Data

Qmax Neo 600 channel with Q-Flow rail design 25
Qmax Neo 600 channel with Q-Guard rail design 27
Qmax Neo 600 channel with Q-Slot rail design 29

Access chamber 30
Accessories 33
Hydraulic performance 35

ACO Qmax Neo
Online information

ACO. we care for water

ACO is a Water-Tech company that protects water. Building on our global drainage expertise that protects people from water, we increasingly see our mission as also protecting water from people.

With the ACO WaterCycle, ACO provides systems that collect and channel, clean, retain and ultimately reuse water. In this way, ACO contributes to the preservation of clean groundwater as a vital resource, and makes a contribution to tomorrow's world. In its Agenda 2030, the UN global community set the improvement of water quality as one of 17 sustainable development goals.

Intelligent drainage systems from ACO increasingly use smart technology to ensure that rainwater and wastewater are drained, or temporarily stored. With innovative separation and filter technology, we prevent water contamination by pollutants such as fat and grease, fuels, heavy metals and microplastics.

Today, ACO goes one step further: we accept the challenge of reusing water, and thus establishing a resource-saving cycle. For all products and systems, ACO attaches great importance to durability, reusability and a low carbon footprint. The pursuit of sustainability is an ongoing process that we strive to meet every day.

The ACO Group is a global family business that is one of the world market leaders in the Water-Tech segment. Founded in Schleswig-Holstein in 1946, it operates as a transnational network in over 50 countries. Worldwide, ACO is characterised by a high level of decentralised ownership, and explicit regional market proximity.

www.aco.com



Holder
Iver and Hans-Julius Ahlmann



Headquarters of the ACO Group
in Rendsburg/Büdelsdorf



5,400

employees in more than 50 countries (Europe, North and South America, Asia, Australia, Africa)

1.14 Billion

Euro Sales in 2023

41

production sites in 20 countries





ACO Academy
for practical training

ACO DRAIN®
Qmax Family

ACO Qmax is the combination of drainage and retention.

There are no limits related to the application field – everything is possible with ACO Qmax, from utilising it as a slotted channel in pedestrian areas to the drainage of large surface areas with heavy traffic.

The plastic channels are easy and quick to assemble due to their low weight.

The system is available in different nominal widths from 150 to 900 and can therefore be adapted to the hydraulic requirements. In particular, the channel bodies of the larger nominal widths have an enormous retention volume: The collected rainwater can be temporarily stored and then discharged into the sewer system in a controlled manner during heavy rainfall incidents. The handling of these large volumes of water and the defusing of heavy rainfall peaks is a critically important subject for the future.



Qmax Family product advantages

- Application variety
  - All surface finishes possible
  - Traffic loads from A 15 to F 900 certified
  - Large choice of materials for edge rail
- Design
  - Professional surface appearance due to discreet and narrow edge rail
  - Uniform and straight surface appearance even with different nominal widths underground
  - Drainage for the surface area and simultaneous retention with large storage volumes without additional sewer work
- Operating state
  - Sealed channel run
- Installation
  - High lay rates and performances without heavy lifting devices

Qmax Neo

Modular

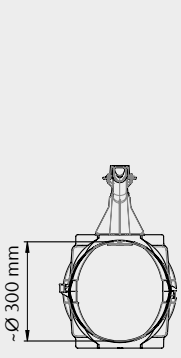

circular
Qmax Neo 300

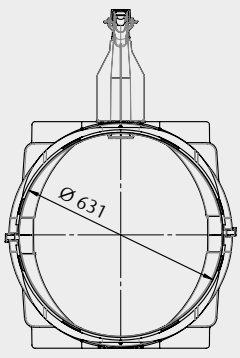

circular
Qmax Neo 600

Material: Polypropylene

Accessories

1 **Levelling feet**
allows the channel to be aligned and fixed in the desired position. All the available accessories described on the page 33.

2 **Inspection Shaft**
Individually tailored shaft according to the specifications of the respective building project. Transition for different nominal widths.

Surface

3 **Edge Rail**
Available in all material options and designs for high flow rate and also with heelsafe feature.



Qmax Neo 600

ACO Qmax
Combination of different nominal widths with the same edge rail creates a uniform surface appearance and optimal hydraulic performance.

Qmax

(more details for the monolithic Qmax see the seperate Qmax Brochure)

Monolithic

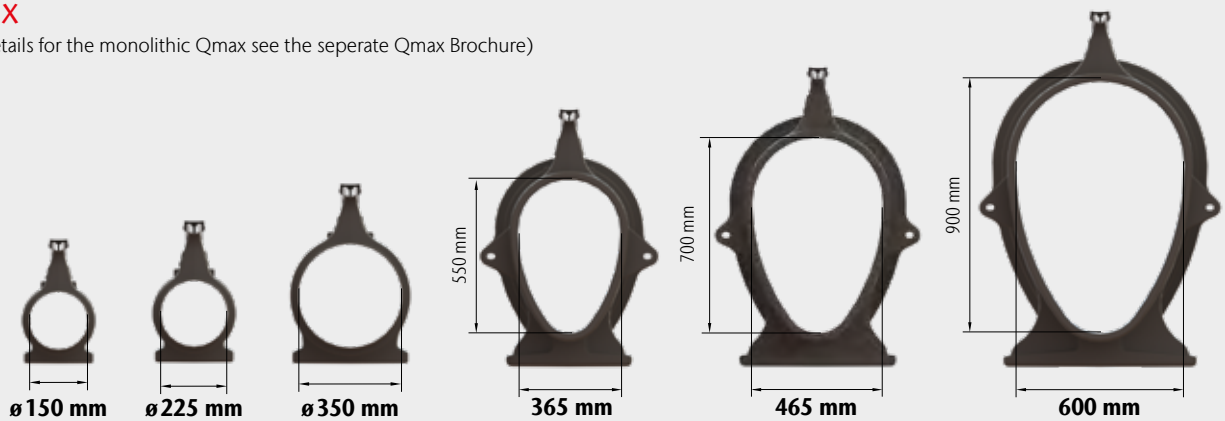

ø150 mm	ø225 mm	ø350 mm	365 mm	465 mm	600 mm
circular **Qmax 150**	circular **Qmax 225**	circular **Qmax 350**	egg-shaped **Qmax 550**	egg-shaped **Qmax 700**	egg-shaped **Qmax 900**

Material: Polyethylene

Qmax Neo Channel Range

Part of the subgroup "Neo" in the Qmax Family.

The pavement beam feature permits continuous reinforcement positioning and flow of concrete through the product

Light weight product made from Polypropylene enables easy handling



Plug-in installation for a simple connection

Integrated gaskets for a sealed channel run

Smooth wash for a self cleaning surface

Plastic material for resistancy to chemicals and corrosion

Qmax Neo Rail (ductile iron)
For applications up to F 900



Ultra stiff rib design provides high strength during installation



For large projects: Transport optimised delivery and space saving on construction sites.

Neo Family

ACO DRAIN® Qmax Neo is a subgroup of the existing Qmax family. This “Efficient Option” differs in terms of material, manufacturing and transport process.

Easy Installation

Due to the low component weight and the simple assembly of several channel bodys, a quick installation without additional lifting devices is possible.

Operating State

The design enables a reliable and robust solution even in areas with highest load classes.

Surface Design

The narrow rail allows a discreet drainage up to the highest load classes including F 900.

Solution for any easy installation

Qmax Neo

is a plastic channel with narow durable rail designed for concreting. The method of concreting and reinforcement of the concreted part determines the load class of the installation.

The channel is installed according to the installation recommendations, which are specified according to the EN433 load classes. Load bearing forces should always be considered and engineering advice should be taken into account.

Simple Installation

To simplify installation, the channels are supplied with levelling foot which can be fixed to the underlying concrete layer.

The levelling foot is installed to the inlet part of the channel. The reason is that the foot attached to the inlet part of the channel better prevents the channel from rising during concrete pouring. If you were to install the footing on the female part of the channel, you would need to prevent the channel from rising during concreting in another way, for example by loading the rail from above. Always check the flatness of the top edge before concreting, preferably with a laser. During concreting, check the movement of the channel in the concrete so that corrections can be made if necessary.



Installation jigs

are also offered to ensure that the channel is anchored even more firmly in position.



Installation advantages of the channel

- Lightweight channel for handling
- Installation without heavy machinery
- Fixing with the levelling foot allows the channel to be anchored in position
- The builder is in control of the quality of the concreting and reinforcement

Applications

Due to its versatility, ACO Qmax is used in various applications. The small narrow edge rail offers only a small contact area for loads, this ensures low abrasion and therefore a long, reliable product life. Additionally, the surface does not contain any screwed or loose components which could adversely affect traffic safety.

The wide range of rails allows installation not only in high load areas, but now also in areas where safety is required when crossing people and also in areas where aesthetic requirements are higher. Due to the high variability of the grids, there is no limitation for the application of Qmax Neo channels and therefore the channel can be installed in airport and industrial areas as well as in urban areas where protection of the soles is required and where there are high demands on the product design.

A 15 – F 900

All the surfaces and load classes



Maersk Logistic Area
(Croatia)



Travnik City Center
(Bosnia and Herzegovina)



Red Sea Airport
(Saudi Arabia)





Electrical buses patio
(Colombia)



Airport Franjo Tuđman
(Croatia)

Transportation benefits

Qmax Neo is available in two transport variants.
Assembled (in case of Qmax Neo 300 only) and Modular (flat pack).

The assembled channel is ordered when the product cannot be assembled on site or the transportation costs are at acceptable level. The assembled channel arrives at the site ready for laying in the ground. The installation is then carried out following the installation recommendations.

The delivery of the channel in modular (flat pack) state is suitable for cases where it is possible to ensure the assembly of the channel close to the construction site at a lower cost than the difference in transport price between the assembled and flat pack version of channel.

When deciding which type of channel will be used for the project,
the following points need to be considered:

- Distance of the project site from the contractor.
- Total transportation costs
- Requires training of the channel installer or the ability to supervise the ACO worker in the folding of the product at the installation site.
- The product is offered with installation instructions and training is simple and folding the product is intuitive.



Assembled channel (Qmax Neo 300 size only)

- Product is delivered on site assembled including the horizontal and channel sealing
- Installation with push-fit system

If transporting a folded product by container, 6 pieces are transported on one pallet



Modular (flat pack)

- The flat pack version helps to achieve the highest efficiency in terms of transport
- There is additional work and supervision on site needed
- Fast and easy assembly on site
- Assembly guides available
- Assembly is foul proof and easy and takes from 2-4 min, depends on the type of the rail and handy of workers
- Both sizes of Neo 300 and Neo 600 fits to the HC container type - PU examples below



Multi apllications with Qmax edge rails

The descreet edge rails of Qmax mask the large drainage underneath and with choice material and colour options Qmax can be further blended into the landscape or used as landscape feature.

Depending on the application, Designers, Planners and Architects can choose from rails made of ductile iron, galvanised/stainless steel or corten steel.

	Finish	Load class [up to]	Typical applications	Pavement type	Slot width [mm]	Intake area [cm2/m]
Ductile iron rail EN-GJS-500-7						
Q-Flow 0.5 m						
	water based paint	F 900	■ Commercial ■ Industrial ■ Highways ■ Docks ■ Airports	concrete and asphalt	26	187
Q-Flow 1.0 m						
	KTL coating	F 900	■ Commercial ■ Industrial ■ Highways ■ Docks ■ Airports	concrete and asphalt	26	187
Q-Guard 0.5 m						
	water based paint	F 900	■ Car parking ■ Petrol forecourts ■ Retail ■ Commercial ■ Airports	concrete and asphalt	2x8	109
Q-Guard 1.0 m						
	KTL coating	F 900	■ Car parking ■ Petrol forecourts ■ Retail ■ Commercial ■ Airports	concrete and asphalt	2x8	109
Q-Road 0.5 m						
	water based paint	F 900	■ Commercial ■ Industrial ■ Highways ■ Docks ■ Airports	asphalt	28	205

	Finish	Load class [up to]	Typical applications	Pavement type	Slot width [mm]	Intake area [cm2/m]
Galvanised or stainless rail						
Q-Flow 2.0 m						
	hot dipped galvanised steel	F 900	■ Commercial ■ Industrial ■ Highways ■ Airports	concrete	26	181
Q-Guard 2.0 m						
	hot dipped galvanised steel	F 900	■ Car parking ■ Petrol forecourts ■ Retail ■ Commercial ■ Airports	concrete	10	83
Q-Slot Single 2.0 m						
	hot dipped galvanised steel	D 400	■ Landscaping ■ Town centres ■ Car parking ■ Retail ■ Commercial	BLock, slab and natural stone	10 discreet slot	100
Q-Slot Double 2.0 m						
	hot dipped galvanised or stainless steel	D 400	■ Landscaping ■ Town centres ■ Car parking ■ Retail ■ Commercial	BLock, slab and natural stone	2x9.5	190
Q-Slot Stripe Corten 1.0 m						
	corten steel	D 400	■ Landscaping ■ Town centres ■ Car parking ■ Retail ■ Commercial	BLock, slab and natural stone	10	100

Qmax Neo 300 channel with Q-Flow rail design

The design of the rail, called Q-Flow, is suitable for drainage of those types of surfaces where a greater amount of water needs to be drained without the need to heel protection.



The rail is offered in two basic material options, **ductile iron** and **zinc steel**.

Neo ductile iron rails with a length of 0.5 m are supplied painted and other rails with a length of 1 m are supplied with a protective KTL coating.

Q-Flow Neo 0.5 m CI rail



- Channel Neo 300 with ductile iron EN-GJS-5OO-7 rail 0.5 m long painted.
- Articles of channels are offered: assembled without the levelling feet, flat pack without levelling feet, assembled with levelling feet and flat pack with levelling feet.

	Dimensions			Channel rail			
	Length	Width	Height	Material	Weight	PU	Item No.
	[mm]	[mm]	[mm]		[kg]	[piece]	
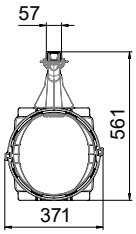	1000	371	561	■ ductile iron ■ 0.5 m ■ painted	9.8	6	157009
Flat pack without levelling feet							157006
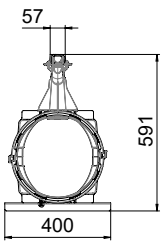	1000	400	591	■ ductile iron ■ 0.5 m ■ painted	10.5	6	157012
Flat pack with levelling feet							157011

Q-Flow 1 m cast iron rail KTL



- Channel Neo 300 with ductile iron rail 1 m long KTL coated.
- Articles of channels are offered: assembled without the levelling feet, flat pack without levelling feet, assembled with levelling feet and flat pack with levelling feet.

	Dimensions			Channel rail			
	Length	Width	Height	Material	Weight	PU	Item No.
	[mm]	[mm]	[mm]		[kg]	[piece]	
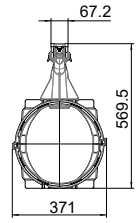	1000	371	570	■ ductile iron ■ 1.0 m ■ KTL coated	11.0	6	157019
Flat pack without levelling feet							157016
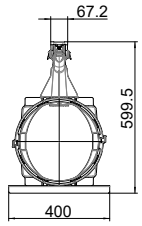	1000	400	600	■ ductile iron ■ 1.0 m ■ KTL coated	11.7	6	157018
Flat pack with levelling feet							157015

Q-Flow 2 m galvanised rail



- Qmax Neo channels with galvanised rail 2 m long.
- Articles of channels are offered: assembled without the levelling feet, flat pack without levelling feet, assembled with levelling feet and flat pack with levelling feet.

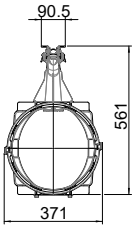	2000	371	561	■ galvanised steel ■ 2.0 m	16.7	4	157049
Flat pack without levelling feet							157046
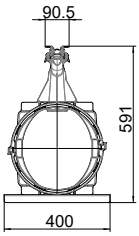	2000	400	591	■ galvanised steel ■ 2.0 m	18.2	4	157048
Flat pack with levelling feet							157045

Qmax Neo 300 channel with Q-Guard rail design

The design of the Q-Guard is suitable for drainage of those types of surfaces where heelsafe protection is needed in addition to drainage of water from the surface.



The rail is offered in two basic material options, **ductile iron** and **zinc steel**.

Neo ductile iron rails with a length of 0.5 m are supplied painted and other rails with a length of 1 m are supplied with a protective KTL coating.

Q-Guard Neo 0.5 m CI rail



- Channel Neo 300 with ductile iron EN-GJS-5OO-7 rail 0.5 m long painted.
- Articles of channels are offered: assembled without the levelling feet, flat pack without levelling feet, assembled with levelling feet and flat pack with levelling feet.

	Dimensions						
	Length [mm]	Width [mm]	Height [mm]	Material	Weight [kg]	PU [piece]	Item No.
Assembled without levelling feet							
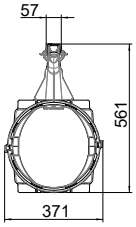	1000	371	561	ductile iron	9.8	6	157029
Flat pack without levelling feet							157026
Assembled with levelling feet							
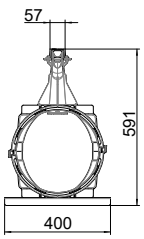	1000	400	591	ductile iron	10.6	6	157028
Flat pack with levelling feet							157025

Q-Guard Neo 1 m CI cast



- Channel Neo 300 with ductile iron rail 1 m long KTL coated.
- Articles of channels are offered: assembled without the levelling feet, flat pack without levelling feet, assembled with levelling feet and flat pack with levelling feet.

	Dimensions						
	Length	Width	Height	Material	Weight	PU	Item No.
	[mm]	[mm]	[mm]		[kg]	[piece]	
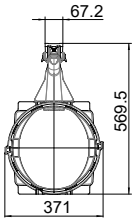	1000	371	570	ductile iron	11.5	6	157039
Flat pack without levelling feet							157036
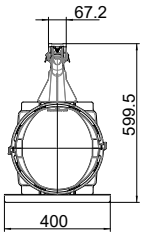	1000	400	600	ductile iron	12.2	6	157038
Flat pack with levelling feet							157035

Q-Guard 2 m galvanised rail



- Qmax Neo channels with galvanised rail 2 m long.
- Articles of channels are offered: assembled without the levelling feet, flat pack without levelling feet, assembled with levelling feet and flat pack with levelling feet.

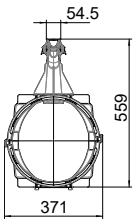	2000	371	559	galvanised steel	13.9	4	157059
Flat pack without levelling feet							157056
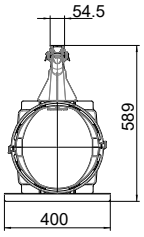	2000	400	589	galvanised steel	15.3	4	157058
Flat pack with levelling feet							157055

Q-Slot Single 2 m



- Qmax Neo channels with galvanised rail 2 m long.
- Articles of channels are offered: flat pack without levelling feet and flat pack with levelling feet.

	Dimensions					
	Length	Width	Height	Material	Weight	Item No.
	[mm]	[mm]	[mm]		[kg]	
Flat pack without levelling feet*	2010	371	661	galvanised steel	22.4	157066
Flat pack with levelling feet*	2010	400	691	galvanised steel	23.7	157065

Q-Slot Double 2 m



- Qmax Neo channels with galvanised or stainless steel rail 2m long
- Articles of channels are offered: flat pack without levelling feet and flat pack with levelling feet.

Flat pack without levelling feet*	2010	371	661	galvanised steel	24	451458
Flat pack with levelling feet*	2010	400	691	galvanised steel	25.5	451459
Flat pack without levelling feet*	2010	371	661	stainless steel	24	451460
Flat pack with levelling feet*	2010	400	691	stainless steel	25.5	451461

Q-Slot Stripe Corten 1 m



- Qmax Neo channels with corten steel rail 1 m long.
- Articles of channels are offered: flat pack without levelling feet and flat pack with levelling feet.

Flat pack without levelling feet*	1010	371	661	corten steel	13.3	451462
Flat pack with levelling feet*	1010	400	691	corten steel	13.8	451463

* Shown dimensions are for one assembly.

Qmax Neo 600

Technical data

Due to the very narrow cast iron top, Qmax is ideal for heavy-duty applications. However, the small drainage slot can also be the perfect solution for visually demanding installations. By combining the existing Qmax family with Qmax Neo, the system can meet hydraulic requirements in the most effective way and provide safe and efficient drainage.

Qmax Neo 600 channel with Q-Flow rail design

The design of the rail, called Q-Flow, is suitable for drainage of those types of surfaces where a greater amount of water needs to be drained without the need to heel protection.



The rail is offered in two basic material options, **ductile iron** and **zinc steel**.

Neo ductile iron rails with a length of 0.5 m are supplied painted and other rails with a length of 1 m are supplied with a protective KTL coating.

Q-Flow Neo 0.5 m CI rail



- Channel Neo 600 with ductile iron EN-GJS-5OO-7 rail 0.5 m long painted.
- Articles of channels are offered: flat pack without levelling feet and flat pack with levelling feet.
- EN 1433 certified

	Dimensions			Channel rail		
	Length [mm]	Width [mm]	Height [mm]	Material	Weight [kg]	Item No.
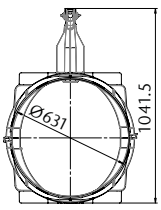	1000	711	1041.5	■ ductile iron ■ 0.5 m ■ painted	20.4	3021210
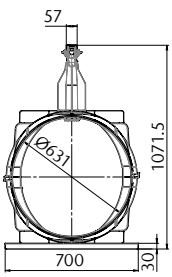	1000	711	1071.5	■ ductile iron ■ 0.5 m ■ painted	21.2	3021209

Q-Flow 1 m cast iron rail KTL



- Channel Neo 600 with ductile iron rail 1 m long KTL coated.
- Articles of channels are offered: flat pack without levelling feet and flat pack with levelling feet.
- EN 1433 certified

	Dimensions			Channel rail		
	Length	Width	Height	Material	Weight	Item No.
	[mm]	[mm]	[mm]		[kg]	
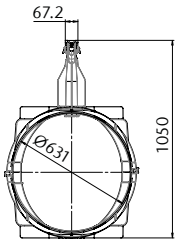	1000	711	1050	■ ductile iron ■ 1.0 m ■ KTL coated	21.7	3021212
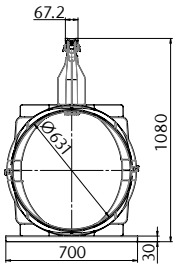	1000	711	1080	■ ductile iron ■ 1.0 m ■ KTL coated	22.4	3021211

Q-Flow 2 m galvanised rail



- Qmax Neo channels with galvanised rail 2 m long.
- Articles of channels are offered: flat pack without levelling feet and flat pack with levelling feet.

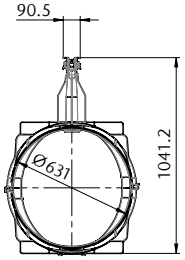	2000	711	1041.2	■ galvanised steel ■ 2.0 m	27.4	3021214
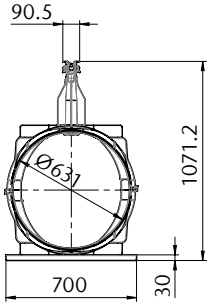	2000	711	1071.2	■ galvanised steel ■ 2.0 m	28.9	3021213

Qmax Neo 600 channel with Q-Guard rail design

The design of the Q-Guard is suitable for drainage of those types of surfaces where heelsafe protection is needed in addition to drainage of water from the surface.



The rail is offered in two basic material options, **ductile iron** and **zinc steel**.

Neo ductile iron rails with a length of 0.5 m are supplied painted and other rails with a length of 1 m are supplied with a protective KTL coating.

Q-Guard Neo 0.5 m CI rail



- Channel Neo 600 with ductile iron EN-GJS-5OO-7 rail 0.5 m long painted.
- Articles of channels are offered: flat pack without levelling feet and flat pack with levelling feet.
- EN 1433 certified

	Dimensions					
	Length	Width	Height	Material	Weight	Item No.
	[mm]	[mm]	[mm]		[kg]	
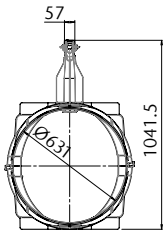	1000	711	1041.5	■ ductile iron ■ 0.5 m ■ painted	20.5	3021216
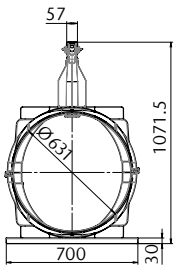	1000	711	1071.5	■ ductile iron ■ 0.5 m ■ painted	21.3	3021215

Q-Guard Neo 1 m CI cast



- Channel Neo 600 with ductile iron rail 1 m long KTL coated.
- Articles of channels are offered: flat pack without levelling feet and flat pack with levelling feet.
- EN 1433 certified

	Dimensions					
	Length	**Width**	**Height**	**Material**	**Weight**	**Item No.**
	[mm]	**[mm]**	**[mm]**		**[kg]**	
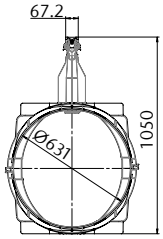	1000	711	1050	■ ductile iron ■ 1.0 m ■ KTL coated	22.2	3021218
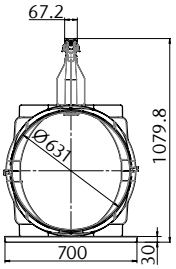	1000	711	1079.8	■ ductile iron ■ 1.0 m ■ KTL coated	22.9	3021217

Q-Guard 2 m galvanised rail



- Qmax Neo channels with galvanised rail 2 m long.
- Articles of channels are offered: flat pack without levelling feet and flat pack with levelling feet.

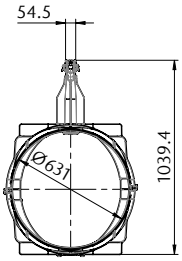	2000	711	1039.4	galvanised steel	24.6	3021220
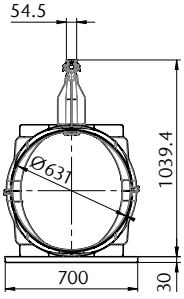	2000	711	1039.4	galvanised steel	26	3021219

Q-Slot Single 2 m



- Qmax Neo channels with galvanised rail 2 m long.
- Articles of channels are offered: flat pack without levelling feet and flat pack with levelling feet.

	Dimensions					
	Length	Width	Height	Material	Weight	Item No.
	[mm]	[mm]	[mm]		[kg]	
Flat pack without levelling feet*	2010	371	661	galvanised steel	33.1	451464
Flat pack with levelling feet*	2010	400	691	galvanised steel	34.4	451465

Q-Slot Double 2 m



- Qmax Neo channels with galvanised or stainless steel rail 2m long
- Articles of channels are offered: flat pack without levelling feet and flat pack with levelling feet.

Flat pack without levelling feet*	2010	371	661	galvanised steel	34.7	451466
Flat pack with levelling feet*	2010	400	691	galvanised steel	36.2	451467
Flat pack without levelling feet*	2010	371	661	stainless steel	34.7	451468
Flat pack with levelling feet*	2010	400	691	stainless steel	36.2	451469

Q-Slot Stripe Corten 1 m



- Qmax Neo channels with corten steel rail 1 m long.
- Articles of channels are offered: flat pack without levelling feet and flat pack with levelling feet.

Flat pack without levelling feet*	1010	371	661	corten steel	18.65	451470
Flat pack with levelling feet*	1010	400	691	corten steel	19.15	451471

* Shown dimensions are for one assembly.

Access chamber

Inlet shafts and inspection elements



Standard access chamber is ready for 180° connection of the same size of the channel.

Description	Item No.
Qmax 300 NEO access chamber male- female	418989
Qmax 300 NEO access chamber female- male	418990
Qmax 300 NEO access chamber female-female	418991

Different channel size Q150, Q225, Q300 Neo, Q350 in 180° direction is on request.

		Description		Item No.
		ACO Qmax COVER D400 NW425		1000228
		ACO Qmax GRATING D400 NW425		1000229
		ACO Qmax FRAME D400 NW425 H200		1000230
		ACO Qmax COVER F900 NW425		1207548
		ACO Qmax GRATING F900 NW425		1207692
		ACO Qmax FRAME F900 NW425 H200		1207632
		ACO Qmax Q-Slot COVER	galvanised steel	450918
			stainless steel	450919
			corten steel	450920

Access configurations

Any custom Qmax access chamber solution can be configured in the ACO configurator



Qmax Q150, Q225, Q300 Neo, Q350
access chamber PEHD



Qmax Q150- Q900
access chamber PEHD

	Dimensions							
	Length	**Width**	**Height**	**Variant Cover**	**Type of channel**	**Weight**	**Material**	**Item No.**
	[mm]	**[mm]**	**[mm]**			**[kg]**		
	785	785	125	Multito Plus D 400	QMax 150-900	111		210510
	785	785	125	Multito Plus F 900	QMax 150-900	111		210550
	770	770	128.5	Q-Slot cover	Qmax 150-900	85	galvanised steel	450915
							stainless steel	450916
							corten steel	450917

Accessories

Qmax Neo 300

1 **End Cap**
Item No.: 157430



2 **Double Fitting**
Item No.: 157431



3 **Levelling feet**
Item No.: 157415



4 **Screws**
Item No.: 157419



Qmax Neo 600

on request

Connectors from Qmax Neo 300 to Q 225 and Q 350

	Description	Item No.
	ACO Qmax Neo 300 step connector from Q225 W450 L248 H450 , PE	418567
	ACO Qmax NEO 300 step connector to Q350 without seal W355 L176 H355 , PE	418569

Watertight Installation to EN 1433:2002

Where ACO Qmax channels are to be installed with watertight joints, the seal between channel units must be checked for cleanliness and then smeared with lubricant grease such as proprietary pipe joining lubricant. ACO Qmax channels are tested to confirm compliance with the watertightness requirements of EN 1433 when filled with water to the top of the channel bore (below the inlet arches). Installation must be in accordance with ACO's recommendations and the recommendations of the lubricant manufacturer.
It is envisaged that the channel joints would not be subject to movement, but any move-ment of the joint might compromise the watertightness.
For the Qmax Neo 600 size, EN 1433 certification is currently available only in combination with cast iron rails.
For more information ask ACO Tabor customer service.

Ground Conditions

The long term performance of a channel installation to sustain vertical and lateral loads depends upon A) ground conditions B) stability of the adjacent pavement and C) a durable concrete bed and surround.

The recommended installation detail may require the minimum dimensions to be revised to achieve site specific EN1433 load class requirements.

Concrete Surround and Reinforcement

Ensure that the channels do not float while pouring the concrete. The reinforcement required in the concrete surround varies with the installation group (load class) and channel size.

The combined depth of the asphalt pavement must not exceed the required dimensions. Ensure the edge rail anchors -if present- are well embedded into the concrete.

Load class	(according to EN 1433)		D 400	F900
Class of compressive strength of foundation concrete	(according to EN 206-1)		≥ C20/25	≥ C30/37
Exposure class *1)			(X0)	XC3
Dimension of foundation - Type M	(according to EN 1433)	**x (mm)**	≥ 650	≥ 750
		y (mm)	≥ 720	≥ 770
Reinforcement			No	Yes

*1) Exposure class: X0 only for non-reinforced and fully coverd foundation concrete. XC3 only exposed to freezing and thawing but not to chlorides. It is mandatory that the planer/engineer is defining individually the relevant exposure class.

Hydraulic performance tables

The table below shows the maximum capacity of the unit Qmax Neo 300 and Qmax Neo 600, assuming uniform lateral flow.

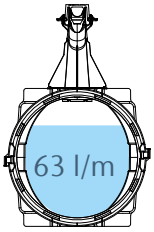

Qmax Neo 300

Length to outlet	Q	
[m]	[l/s]	
Slope	**0 %**	**0,5 %**
up to 10 m	45.0	55.8
up to 25 m	42.5	63.2
up to 50 m	39.7	71.0
up to 100 m	35.8	78.1
up to 200 m	30.6	85.0

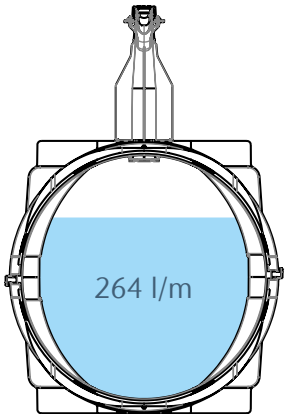

Qmax Neo 600

Length to outlet	Q	
[m]	[l/s]	
Slope	**0 %**	**0,5 %**
up to 10 m	254	287
up to 25 m	240	310
up to 50 m	230	340
up to 100 m	218	390
up to 200 m	200	438

Notes

Every ACO product supports
the ACO WaterCycle



- Drainage channels
- Road and yard drains
- Gully tops
- Manhole covers
- Rainwater treatment
- Infiltration and attenuation
- Pump shafts
- Flow control systems
- Tree protection
- Amphibian protection



ACO Industries k.s.

Havlíčkova 260
582 22 Přibyslav
Czech Republic

www.swm.aco

ACO. we care for water

Edition 12/2024 – Subject to alterations.